


Clipping Guide




Choosing the right clip for your horse is crucial to ensuring their comfort and well-being during the colder months. With various clip patterns available, each tailored to different activity levels and needs, it's important to select one that aligns with your horse's lifestyle. Keep in mind that removing your horse's hair eliminates their natural insulation, so you'll need to rug them appropriately to maintain their warmth. Use the guide below to learn about the different types of clips and how to choose the most suitable option for your horse.

Bib




Ideal for horses that live outdoors and in light work, this basic clip removes hair from the lower neck and chest. It's a great choice for introducing your horse to clipping, as it targets less sensitive areas and removes minimal hair.

Irish




The Irish clip removes hair from sweat-prone areas while retaining most of the coat for warmth. Ideal for light to medium work, it features a diagonal line from the stifle to the ear, removing hair from the lower shoulder, belly, and neck. The head can be fully or partially clipped.

Trace




The trace clip removes hair from the underside of the neck, shoulders, belly, and hindquarters, leaving the head unclipped and suitable for moderate work. The chaser clip removes more hair, extending further up the belly and neckline, and pairs well with a half-head clip for a neat finish.

Blanket




The blanket clip suits medium to heavy work, removing most hair from sweat-prone areas, including the neck, while leaving the saddle area, rump, and hindquarters. Legs remain unclipped, with an option to clip either the whole or partial head.

Hunter



Ideal for horses in intense work, this clip removes most of the coat while leaving the saddle patch and legs untouched for added protection. You can choose to clip half or the full head based on your preference or the horse's temperament.

Full Body



This clip removes the entire coat, including hair from the body, legs, face, and ears, leaving only a triangle at the top of the tail. It's ideal for horses in heavy work or with thick coats. Ensure your horse is comfortable with clipping, as it requires time and precision.